



84K701 - Brooklyn Charter School

Family
NYC School Survey 2022



Report created by
Panorama Education



Summary

Topic Description	Results	Comparison
<p>Inclusive Leadership</p> <p>Leaders at this school nurture individual agency and build collective capacity from teachers, parents, school community leaders, and students around a common vision of reform. (Element: Effective School Leadership)</p>	<p>96%</p> <p>▼ 2 since last survey</p>	<p>94% District 84: ES</p> <p>95% NYCPS: ES</p>
<p>Outreach to Parents</p> <p>This school makes an effort to reach out to parents to engage them directly in the processes of strengthening student learning. (Element: Strong Family-Community Ties)</p>	<p>95%</p>	<p>95% District 84: ES</p> <p>96% NYCPS: ES</p>
<p>Parent Involvement in School</p> <p>This school creates opportunities for parents to be involved in school activities and in their child's learning. (Element: Strong Family-Community Ties)</p>	<p>90%</p>	<p>93% District 84: ES</p> <p>91% NYCPS: ES</p>
<p>Parent-Principal Trust</p> <p>Parents feel respected and supported by school leadership and are treated as partners in educating their children. (Element: Trust)</p>	<p>97%</p> <p>▼ 2 since last survey</p>	<p>95% District 84: ES</p> <p>96% NYCPS: ES</p>
<p>Parent-Teacher Trust</p> <p>Parents feel respected and supported by their child's teachers and are treated as partners in educating their children. (Element: Trust)</p>	<p>96%</p> <p>▼ 1 since last survey</p>	<p>95% District 84: ES</p> <p>96% NYCPS: ES</p>

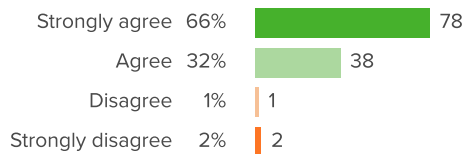
123 responses



Additional Survey Questions

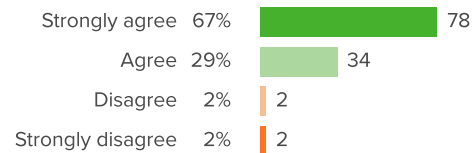
How did people respond?

Q.1: My child's race, ethnicity, culture, or background is valued at this school.



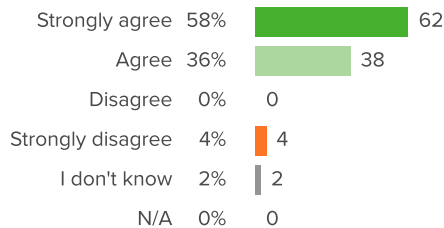
Favorable: **97%**

Q.2: My child feels like they belong at this school.



Favorable: **97%**

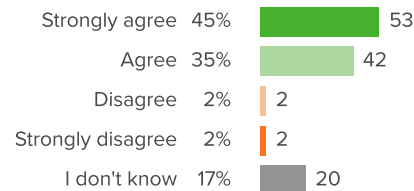
Q.3: At this school my child is safe.



▼ 2 from last survey

Favorable: **96%**

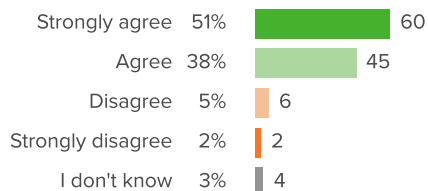
Q.4: This school is kept clean.



▼ 2 from last survey

Favorable: **96%**

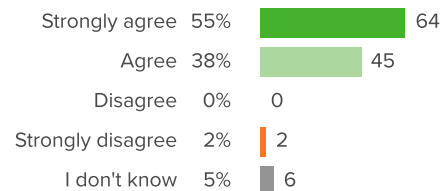
Q.5: This school offers a wide enough variety of programs, classes, and activities to keep my child engaged in school.



▲ 0 from last survey

Favorable: **93%**

Q.6: School Safety Agents promote a safe and respectful environment at this school.

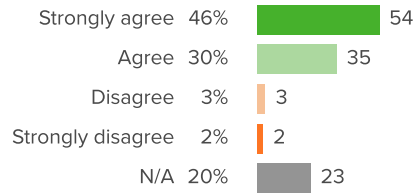


▼ 1 from last survey

Favorable: **98%**

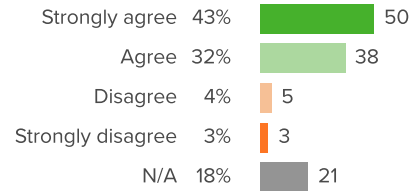


Q.7: I feel comfortable communicating with my child's Parent's association (PA), Parent Teacher Association (PTA), or School Leadership Team (SLT), etc.



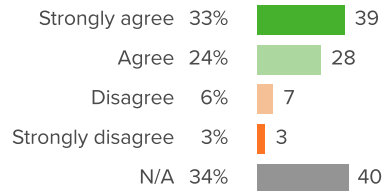
Favorable: **95%**

Q.8: My child's school provides me information about transportation options (e.g. Metrocard and busing).



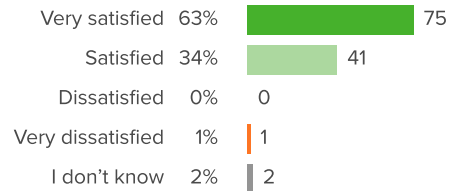
Favorable: **92%**

Q.9: I am satisfied with my child's school bus transportation service this year.



Favorable: **87%**

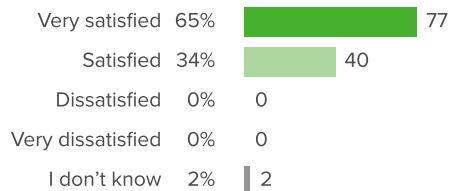
Q.10: How satisfied are you with the following? The response I get when I contact this school.



▲ **74** from last survey

Favorable: **99%**

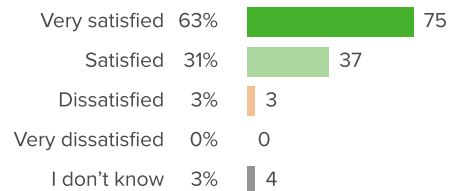
Q.11: How satisfied are you with the following? The education my child has received this year.



▲ **76** from last survey

Favorable: **100%**

Q.12: How satisfied are you with the following? The overall quality of my child's teachers this year.

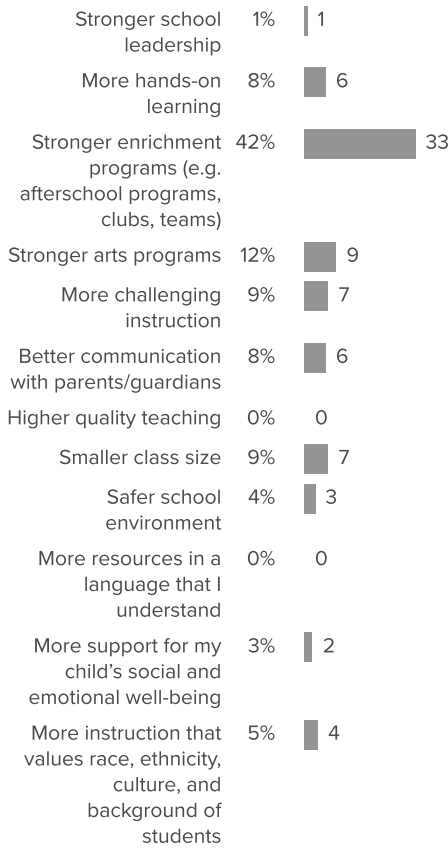


▲ **73** from last survey

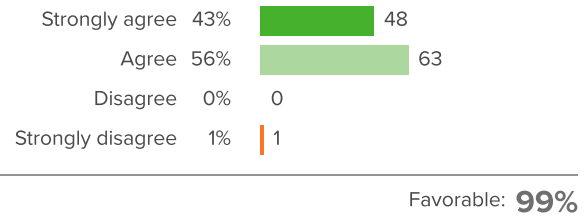
Favorable: **97%**



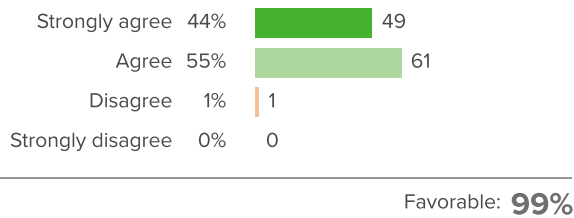
Q.13: Which of the following improvements would you most like your school to make (Choose ONE)?



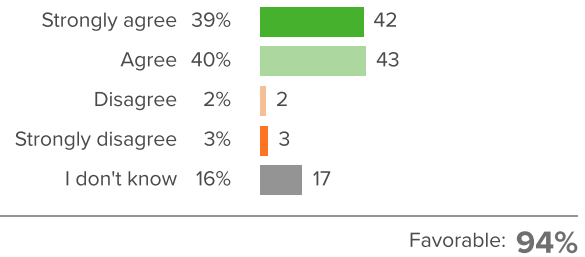
Q.14: This school sets high standards for academic success for all students.



Q.15: Discipline is applied to students fairly at this school.

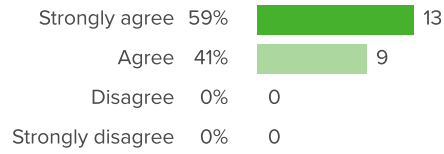


Q.16: Students have the opportunity to share their perspectives collaboratively when making decisions on how to address conflict in my child's school.





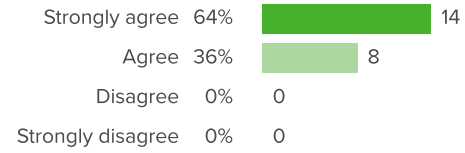
Q.17: I am satisfied with the educational planning and Individualized Education Program (IEP) development process at this school.



▲ 2 from last survey

Favorable: **100%**

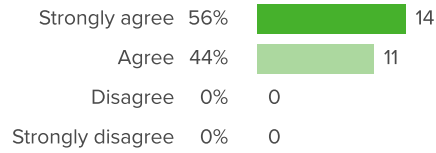
Q.18: This school works to achieve the goals on my child's Individualized Education Program (IEP).



▲ 1 from last survey

Favorable: **100%**

Q.19: This school offers a wide enough variety of activities and services (including related services and assistive and adaptive technologies where appropriate) to help improve life outcomes for my child.



▲ 4 from last survey

Favorable: **100%**



Inclusive Leadership

Your average

96%

123 responses

Change

▼ 2

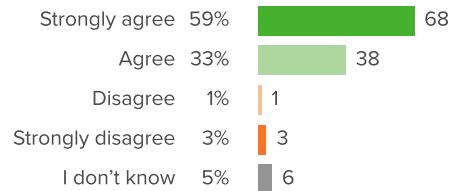
since last survey

District Comparison average: **94%** District 84: ES

City Wide Comparison average: **95%** NYCPS: ES

How did people respond?

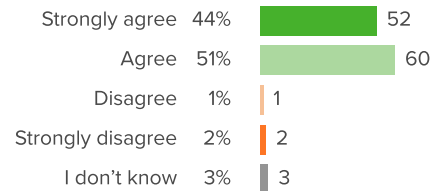
Q.1: The principal/school leader offers regular opportunities for parents/guardians to provide feedback.



▼ 2 from last survey

Favorable: **96%**

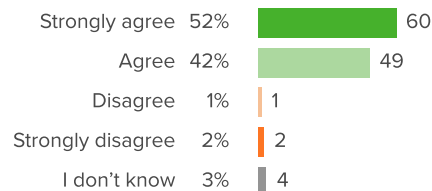
Q.2: The principal/school leader at this school...is strongly committed to sharing decision making with families.



▼ 2 from last survey

Favorable: **97%**

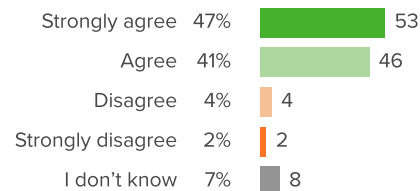
Q.3: The principal/school leader at this school...works to create a sense of community in the school.



▼ 2 from last survey

Favorable: **97%**

Q.4: The principal/school leader at this school...promotes family and community involvement in the school.



▼ 3 from last survey

Favorable: **94%**



Outreach to Parents

Your average

95%

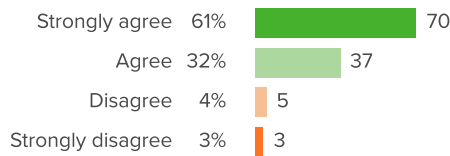
123 responses

District Comparison average: **95%** District 84: ES

City Wide Comparison average: **96%** NYCPS: ES

How did people respond?

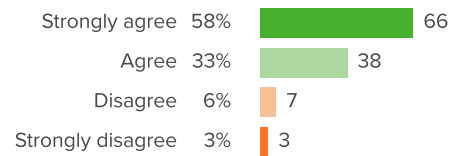
Q.1: School staff regularly communicate with me about how I can help my child learn.



▼ 3 from last survey

Favorable: **93%**

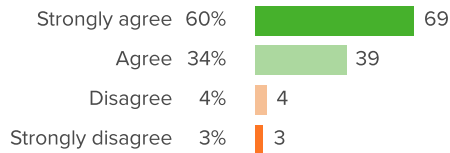
Q.2: Teachers work closely with me to meet my child's needs.



▼ 6 from last survey

Favorable: **91%**

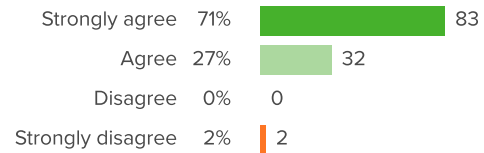
Q.3: I feel well-informed by the communications I receive from my child's school.



▼ 1 from last survey

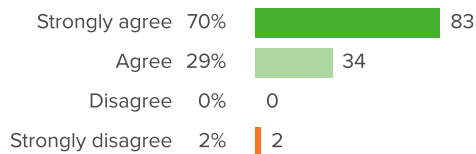
Favorable: **94%**

Q.4: My child's school communicates with me in a language that I can understand.



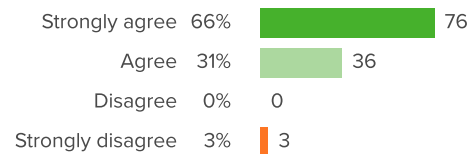
Favorable: **98%**

Q.5: My child's school communicates with me in a way that I can understand.



Favorable: **98%**

Q.6: I am greeted warmly when I call or visit the school.

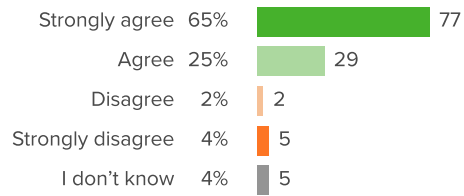


▼ 2 from last survey

Favorable: **97%**



Q.7: My child's school will make me aware if there are any concerns about my child's social or emotional well-being.



Favorable: **94%**



Parent Involvement in School

Your average

90%

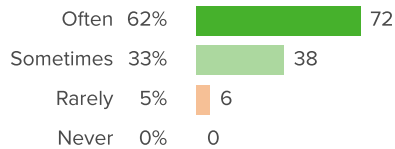
123 responses

District Comparison average: **93%** District 84: ES

City Wide Comparison average: **91%** NYCPS: ES

How did people respond?

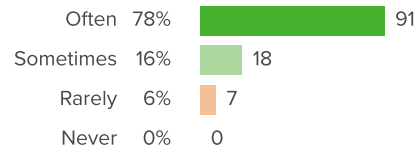
Q.1: Since the beginning of the school year, how often have you...communicated with your child's teacher about your child's performance?



▲ 0 from last survey

Favorable: **95%**

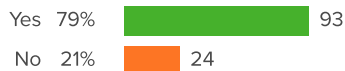
Q.2: Since the beginning of the school year, how often have you...seen your child's projects, artwork, homework, tests, or quizzes?



▼ 3 from last survey

Favorable: **94%**

Q.3: During the school year, have you...attended a general school meeting or school event (virtually or in-person)?



▼ 16 from last survey

Favorable: **79%**

Q.4: During the school year, have you...attended a regularly scheduled parent-teacher conference (virtually or in-person) with your child's teacher?



▼ 6 from last survey

Favorable: **92%**



Parent-Principal Trust

Your average

97%

123 responses

Change

▼ **2**

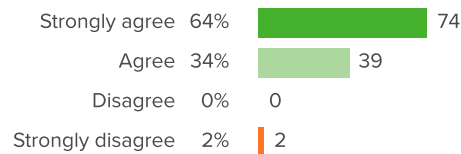
since last survey

District Comparison average: **95%** District 84: ES

City Wide Comparison average: **96%** NYCPS: ES

How did people respond?

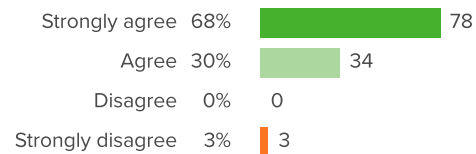
Q.1: I feel respected by my child's principal/school leader.



▼ 1 from last survey

Favorable: **98%**

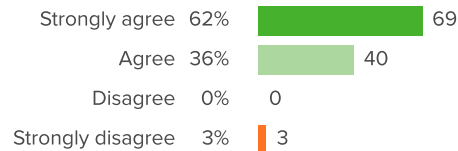
Q.2: I trust the principal/school leader at their word (to do what they say that they will do).



▼ 2 from last survey

Favorable: **97%**

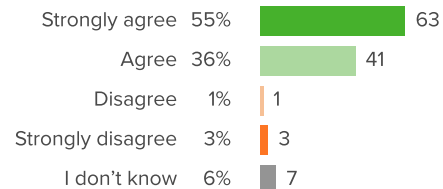
Q.3: The principal/school leader is an effective manager who makes the school run smoothly.



▼ 1 from last survey

Favorable: **97%**

Q.4: The principal/school leader at this school works hard to build trusting relationships with parents/guardians like me.



▼ 2 from last survey

Favorable: **96%**



Parent-Teacher Trust

Your average

96%

123 responses

Change

▼ **1**

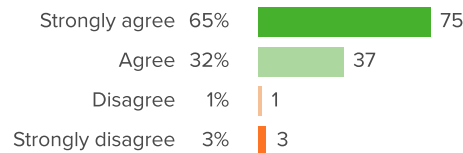
since last survey

District Comparison average: **95%** District 84: ES

City Wide Comparison average: **96%** NYCPS: ES

How did people respond?

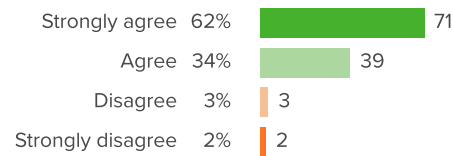
Q.1: I feel respected by my child's teachers.



▲ **0** from last survey

Favorable: **97%**

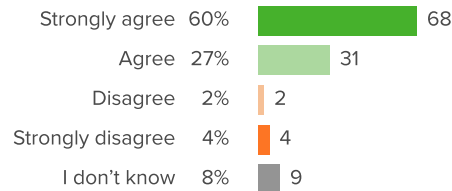
Q.2: Staff at this school work hard to build trusting relationships with parents/guardians like me.



▼ **1** from last survey

Favorable: **96%**

Q.3: My child's teachers treat me as a partner in educating my child.



▼ **3** from last survey

Favorable: **94%**